

Avon & Somerset Police and Crime Panel (virtual meetings from April 2020)

Thursday 4 February 2021

10.30 am Microsoft Teams



SUPPLEMENT TO THE AGENDA

To: The Members of the Avon & Somerset Police and Crime Panel (virtual meetings from April 2020)

We are now able to enclose the following information which was unavailable when the agenda was published:

Item 8	Avon and Somerset Police and Crime Performance Summary (Pages 3 - 6)
--------	--

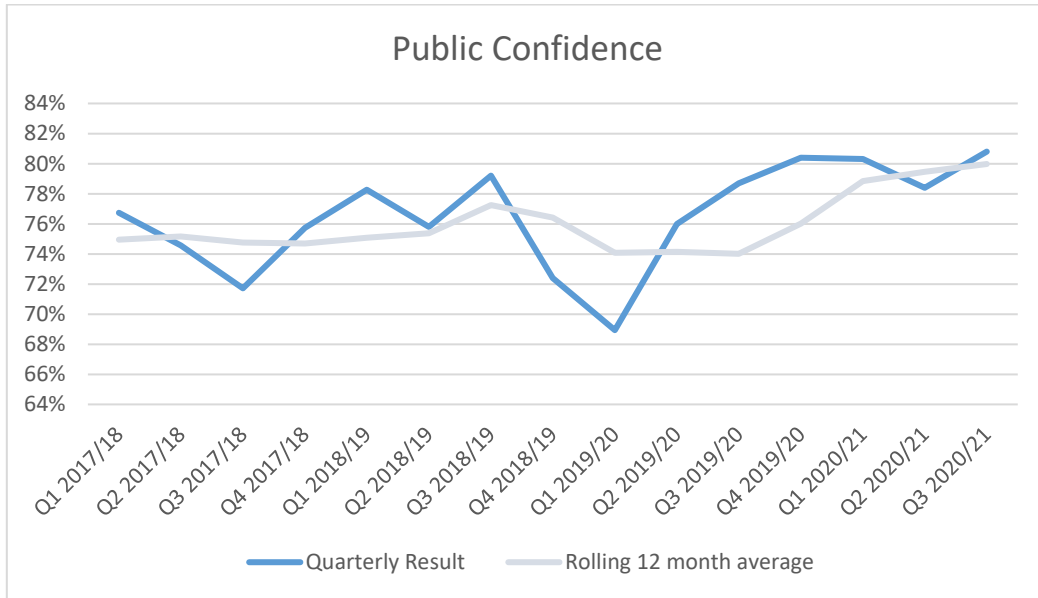
Published on 01 February 2021

Democratic Services, Somerset County Council, County Hall, Taunton

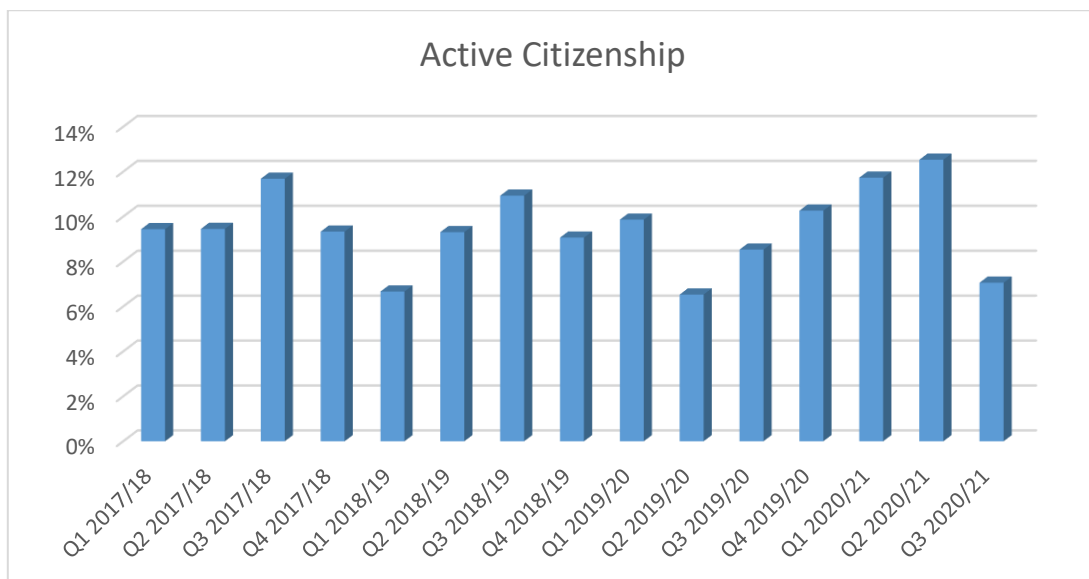
This page is intentionally left blank

Avon and Somerset Police and Crime Performance – Quarter 3 updates

Measure	Current performance	Trend	Grading
Confidence in the Police (Local measure) % agree	80.8	Stable	Exceeds expectations
Active Citizenship % of people engaged	7.1	Stable	Below expectations

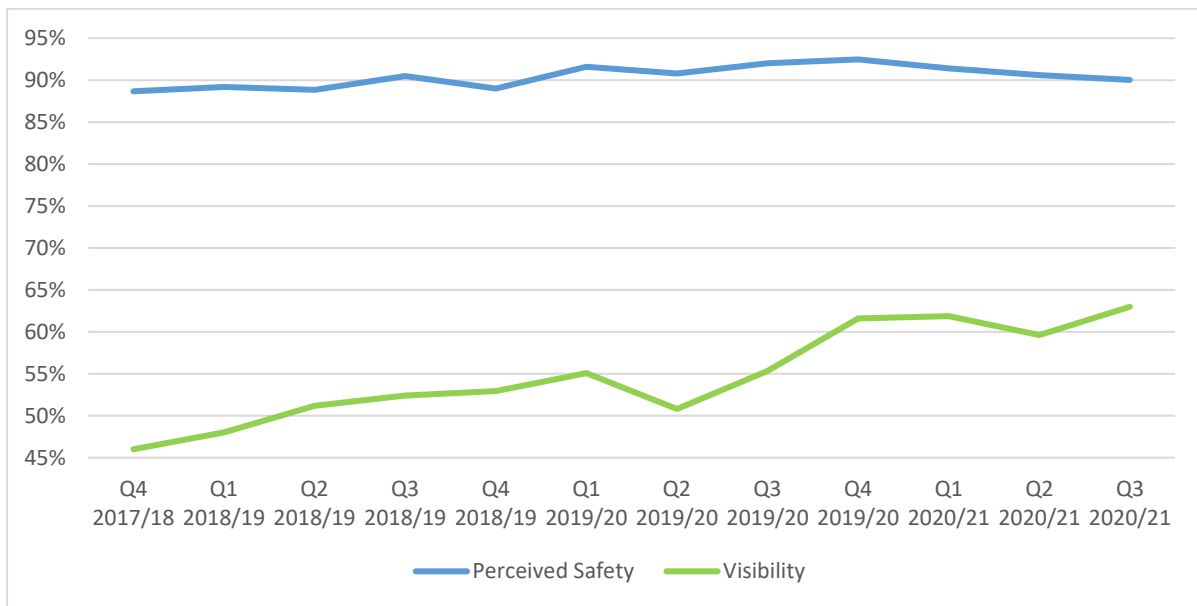


Public confidence has increased by 2.4% points this quarter meaning that it is now above the top of the performance range. The 12 month average is now at 80.0% and both measures are higher than they have been since quarter two of 2015/16.



Active citizenship has seen a significant decline this quarter reducing by 5.5% points which is below the expected performance. The rolling 12 month average is still higher than it has been for the last couple of years.

Measure	Current performance	Trend	Grading
Perceived Safety % Feel safe in local area	90.0	Stable	Meets Expectations
Police Visibility % Agree	63.0	Strong upward trend	<i>Diagnostic</i>



Perceived safety has reduced by 0.6% points this quarter; this is now stable overall but still above the performance range.

Police visibility has increased 3.4% points this quarter which continues the strong upward trend and this is the highest quarterly result since quarter four of 2015/16.

COVID-19 related questions

	Average	Q1	Q2	Q3
Which of the following statements comes closest to your view of how the police are handling the COVID-19 restrictions?				
I fully support the approach taken by the police	64.0%	60.4%	58.7%	73.1%
I partially support the approach taken by the police	8.9%	9.6%	11.7%	5.5%
The approach taken by the police to enforcing the COVID-19 restrictions is too heavy handed	1.7%	2.1%	0.5%	2.5%
The police should take tougher action to ensure public compliance	21.3%	24.9%	23.2%	15.7%
The police have no role in enforcing the COVID-19 restrictions, compliance should be a matter for individuals	4.0%	2.9%	5.9%	3.3%

The police handling of COVID-19 has increased my confidence in the police in this area (% agreement)	40.0%	46.7%	35.1%	38.3%
--	--------------	-------	-------	-------

When thinking about your view of the police before COVID-19 and comparing it to now, which of the following statements best describes how your view has changed				
I was already supportive of the police and now my support for them has increased	20.7%	24.9%	18.8%	18.3%
I was supportive of the police but now I am not	1.2%	1.7%	1.2%	0.7%
I did not support the police but now I do	0.4%	0.7%	0.1%	0.5%
I did not support the police and I now feel more strongly like this	0.3%	0.4%	0.3%	0.3%
Overall my opinion of policing has not changed	75.2%	69.2%	77.2%	79.3%
Don't know	2.2%	3.1%	2.4%	1.1%

This page is intentionally left blank